



Vimal Oil & Foods Limited

Regd. Office: 4th Floor, Heritage, Nr. The Grand Bhagwati,
Sarkhej - Gandhinagar Highway, Ahmedabad - 380054.

STATEMENT OF UNAUDITED FINANCIAL RESULTS FOR THE QUARTER ENDED 31ST DECEMBER, 2015

(Rs. in Lacs)


Sr. No.	Particulars	3 Months ended 31/12/2015	3 Months ended 30/09/2015	3 Months ended 31/12/2014	Year to Date Figures for 31/12/2015	Year to Date Figures for 31/12/2014	Previous Accounting Year 31/03/2015
		(Unaudited)	(Unaudited)	(Unaudited)	(Unaudited)	(Unaudited)	(Audited)
1	Income from Operations						
	Net Sales/Income from Operations	32265.70	42724.79	73728.77	136522.04	209427.59	303467.41
	Total Income from Operations (net)	32265.70	42724.79	73728.77	136522.04	209427.59	303467.41
2	Expenses						
	a) Cost of materials consumed	31114.88	32339.18	63225.45	90073.44	174650.64	223008.11
	b) Purchase of stock-in-trade	298.78	5097.76	3518.73	30533.43	12122.24	69357.63
	c) Changes in inventories of finished Goods, work-in-Progress and stock-in-trade	2172.37	7212.87	(1324.49)	19831.00	1370.91	(14878.40)
	d) Employee benefits expense	154.33	135.52	138.19	440.99	396.99	695.64
	e) Depreciation and amortisation expenses	161.98	184.29	83.06	536.45	244.03	744.69
	f) Other expenses	3618.17	3423.68	5541.15	10479.35	14031.65	15633.51
	Total Expenses	37490.51	48393.31	71182.10	151894.66	202816.46	294561.18
3	Profit from Operations before other income, finance costs and Exceptional Item(1-2)	(5224.82)	(5668.52)	2546.67	(15372.62)	6611.13	8906.23
4	Other Income	0.00	0.75	0.00	3.00	3.12	17.29
5	Profit from ordinary activities before finance costs and Exceptional Items (3+4)	(5224.82)	(5667.77)	2546.67	(15369.62)	6614.25	8923.52
6	Finance costs	1298.34	1384.42	1727.57	4410.93	4229.60	6370.84
7	Profit from ordinary activities after finance costs but before Exceptional Items (5-6)	(6523.15)	(7052.18)	819.10	(19780.54)	2384.65	2552.68
8	Exceptional items	0.00	0.00	0.00	0.00	0.00	0.00
9	Profit (+)/Loss (-) from ordinary activities before tax (7+8)	(6523.15)	(7052.18)	819.10	(19780.54)	2384.65	2552.68
10	Tax expense	0.00	0.00	204.21	0.00	596.16	747.68
11	Net Profit (+)/Loss (-) from ordinary activities after tax (9-10)	(6523.15)	(7052.18)	614.88	(19780.54)	1788.50	1805.00
12	Extraordinary items(net of tax expenses)	0.00	0.00	0.00	0.00	0.00	0.00
13	Net Profit(+) / Loss(-) for the period (11-12)	(6523.15)	(7052.18)	614.88	(19780.54)	1788.50	1805.00
14	Paid-up equity share capital (Face value of Rs. 10/- per share)	1502.00	1502.00	1502.00	1502.00	1502.00	1502.00
15	Reserve excluding revaluation reserves as per balance sheet of previous accounting year	0.00	0.00	0.00	0.00	0.00	13278.18
16i	Earnings Per Share(before extraordinary items)						
	a) Basic EPS before extraordinary items (Not to be Annualised)	(43.43)	(46.95)	4.09	(131.69)	11.91	12.02
	b) Diluted EPS before extraordinary items (Not to be Annualised)	(43.43)	(46.95)	4.09	(131.69)	11.91	12.02
16ii	Earnings Per Share(after extraordinary items)						
	a) Basic EPS after extraordinary items (Not to be Annualised)	(43.43)	(46.95)	4.09	(131.69)	11.91	12.02
	b) Diluted EPS after extraordinary items (Not to be Annualised)	(43.43)	(46.95)	4.09	(131.69)	11.91	12.02

**SEGMENT WISE REVENUE, RESULTS AND CAPITAL EMPLOYED
FOR THE QUARTER ENDED 31ST DECEMBER, 2015**

Sr. No.	Particulars	3 Months ended	3 Months ended	3 Months ended	Year to Date	Year to Date	(Rs. in Lacs)
		31/12/2015	30/09/2015	31/12/2014	Figures for 31/12/2015	Figures for 31/12/2014	Previous Accounting Year 31/03/2015
		(Unaudited)	(Unaudited)	(Unaudited)	(Unaudited)	(Unaudited)	(Audited)
1	Segment Revenue						
	a) Integrated Oil Division	32130.48	42669.53	73612.82	136287.69	209207.51	303018.23
	b) Powder Mfg. Division	125.94	3.81	102.25	144.62	134.60	362.88
	c) Wind Mill	9.29	51.44	13.70	92.74	88.60	103.59
	TOTAL	32265.70	42724.79	73728.77	136525.04	209430.71	303484.70
	Less: Inter Segment Revenue	0.00	0.00	0.00	0.00	0.00	0.00
	Net Sales/Income from Operations	32265.70	42724.79	73728.77	136525.04	209430.71	303484.70
2	Segment Results						
	a) Integrated Oil Division	(5343.03)	(5712.11)	2533.56	(15680.71)	6544.08	8763.88
	b) Powder Mfg. Division	128.68	1.08	24.02	133.08	24.71	105.71
	c) Wind Mill	(8.46)	43.26	(10.91)	58.02	45.48	53.92
	TOTAL	(5224.82)	(5667.77)	2546.67	(15369.62)	6614.25	8923.52
	Less:						
	Interest	1298.34	1384.42	1727.57	4410.93	4229.60	6370.84
	Total Profit Before Tax	(6523.15)	(7052.18)	819.10	(19780.54)	2384.65	2552.68
3	Capital Employed						
	(Segment Assets - Segment Liabilities)						
	a) Integrated Oil Division	(3168.32)	3348.16	18367.23	(3168.32)	18367.23	17220.93
	b) Powder Mfg. Division	52.11	52.11	68.06	52.11	68.06	52.11
	c) Wind Mill	433.12	439.79	447.46	433.12	447.46	453.12
	TOTAL	(2683.09)	3840.06	18882.75	(2683.09)	18882.75	17726.16

Notes :


- The Statutory Auditors of the Company have carried out the limited review of the results for the quarter ended on 31st December, 2015
- The above results have been reviewed by the Audit Committee and subsequently approved by the Board of Directors at their meeting held on 14th February, 2016
- Figures of previous period have been regrouped/rearranged where necessary.



On Behalf of the Board

Jayesh C. Patel
Managing Director

Place: Ahmedabad
Date: 14th February, 2016



S. D. Mehta & Co.

Chartered Accountants

16-A, Ghanshyam Avenue, Sattar Taluka Society, Opp. C.U. Shah College,
Nr. Incometax Under Bridge, Ahmedabad-380 014.

To,
The Board of Directors
Vimal Oil & Foods Limited

LIMITED REVIEW REPORT FOR THE QUARTER ENDED ON 31ST DECEMBER, 2015
REF: VIMAL OIL & FOODS LIMITED


We have reviewed the accompanying statement of unaudited financial results of Vimal Oil & Foods Limited for the period ended on 31st December, 2015. This statement is the responsibility of the Company's management and has been approved by the Board of Directors. Our responsibility is to issue a report on these financial statements based on our review.

We conducted our review in accordance with the Standard on Review Engagement (SRE) 2400, Engagements to Review Financial Statements issued by the Institute of Chartered Accountants of India. This standard requires that we plan and perform the review to obtain moderate assurance as to whether the financial statements are free of material misstatement. A review is limited primarily to inquiries of company personnel and analytical procedures applied to financial data and thus provides less assurance than an audit. We have not performed an audit and accordingly, we do not express an audit opinion.

Based on our review conducted as above, nothing has come to our attention that causes us to believe that the accompanying statement of unaudited financial results prepared in accordance with applicable accounting standards and other recognized accounting practices and policies has not disclosed the information required to be disclosed in terms of Regulation 33 of the SEBI (Listing Obligations and Disclosure Requirements) Regulations, 2015 including the manner in which it is to be disclosed, or that it contains any material misstatement.

For, S. D. Mehta & Co.
Chartered Accountants

Shaishav Mehta
Partner
M. No. 032891



Date: February 14, 2016
Place: Ahmedabad